



District Report Card: 2017


State: Uttarakhand	District: Nainital
Class: 3	Subject: Language
Schools: 59	Students: 876


Participation/Coverage


Students

<div>GENDER</div> <div></div>	Boys				Girls			
	Number		%		Number		%	
	419		47.83		457		52.17	

<div>AREA</div> <div></div>	Rural				Urban			
	Number		%		Number		%	
	710		81.05		166		18.95	

<div>CATEGORY</div> <div></div>	SC		ST		OBC		GEN	
	Number	%	Number	%	Number	%	Number	%
	303	34.59	8	0.91	302	34.47	263	30.02

<div>CWSN</div> <div></div>	LD	VI	HI	S&LD	ID	Oth
	0	0	0	0	0	0

<div>Management</div> <div></div>	Government			Government-aided		
	Number		%	Number		%
	876		100.00	0		0.00

Average Performance of Students in Language (%)

Overall	Gender		Area		Management		Social Group			
	Male	Female	Rural	Urban	Govt.	Aided	SC	ST	OBC	GEN
69.63	69.86	69.41	70.15	67.39	69.63	0.00	72.39	69.17	66.07	70.54

Performance on Learning Outcomes (LOs)

Learning Outcomes	Description	Average Performance(%)
L304	Reads small texts with comprehension i.e., identifies main ideas, details, sequence and draws conclusions	70.26
L312	Reads printed scripts on the classroom walls: poems, posters, charts etc.	68.36

Range of Performance of Students who Answered Correctly							
Below 30%		30% - 50%		50% - 75%		Above 75%	
Number	%	Number	%	Number	%	Number	%
57	6.51	116	13.24	300	34.25	403	46.00

Lowest Performing Learning Outcomes (LOs)

1 - Reads printed scripts on the classroom walls: poems, posters, charts etc. (68.36)

2 - Reads small texts with comprehension i.e., identifies main ideas, details, sequence and draws conclusions (70.26)